



# Cyber Security Pulse Check

Cross-Industry Performance Report

 Sept 01, 2015 - Jun 01, 2017

## Overall performance

Performance is measured as correct questions divided by the total number of questions completed.



## Performance by category

Performance by Category is the average of activities passed by each user within a Category.



### Strong Areas

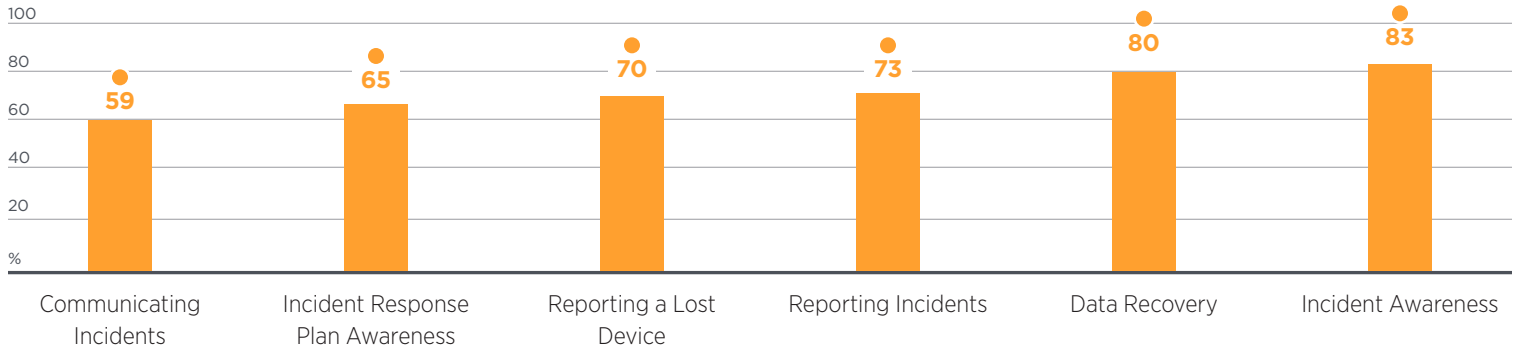
- 1 Handling Company Data
- 2 Incident Awareness
- 3 Password Management

### Areas for Improvement

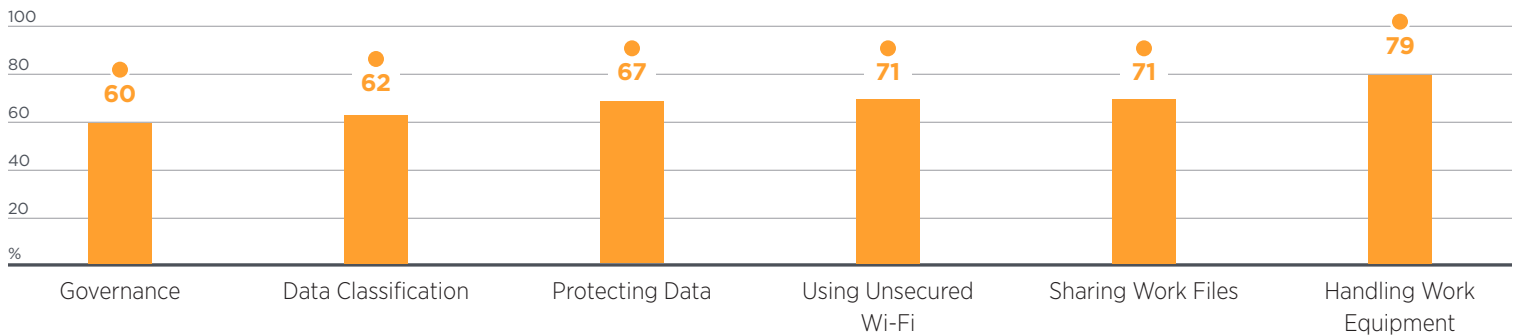
- 1 Communicating Incidents
- 2 Governance
- 3 Data Classification

## Topic Performance

### Incident Response



### Internal Controls



### Personal Conduct

